

English



Year 6

Term: Spring 1 —2025




“Our community, growing and learning together with Christ”

Maths

Thornhill by Pam Smy

Fiction Unit: Ghost Narrative

1982: Mary is a lonely orphan at the Thornhill Institute For Children at the very moment that it's shutting its doors. When her few friends are all adopted or re-homed and she's left to face a volatile bully alone, her revenge will have a lasting effect on the bully, on Mary, and on Thornhill itself. This ghostly story will inspire their own haunted narratives.



Newspaper Report

Non-fiction Unit: Goldilocks

Reporting on this traditional tale, the children shall apply a range of devices to create their own newspaper report. Engaging the audience, retelling facts and sharing opinions.— the class shall shine new light on a story we all think we know!

Skills: relative clauses, use of dashes and conjunctions for cohesion, describing character and setting clearly with atmosphere, use of verb tenses consistently and correctly.

Spelling Focus: adding suffixes beginning with vowel letters to words ending in -per, words with a long/e/ sound spelt 'ie' or 'ei' after c, word families based on common words showing how words are related in form and meaning.

Fractions, Decimals and Percentages:

Divide a fraction by another fraction

Fractions of an amount

Percentage of amount, multiple of 10 (e.g. 30% of 260)

Percentage of amount (e.g. 34% of 260)

Equivalent fractions

Compare and order fractions, including fractions > 1 , using $>$, $<$ and $=$

4 Operations:

Money problems

Solve problems involving addition, subtraction, multiplication and division

Multiply one-digit numbers with up to two decimal places by whole numbers

Area, Perimeter and Volume:

Recognise that shapes with the same areas can have different perimeters

Find the area and perimeter of compound shapes

Calculate the area of triangles

Calculate missing lengths using area

Calculate the volume of 3D shapes

Calculate, estimate and compare volume of cubes and cuboids

Statistics:

Interpret and construct pie charts and line graphs and use these to solve problems

Calculate and interpret the mean as an average.

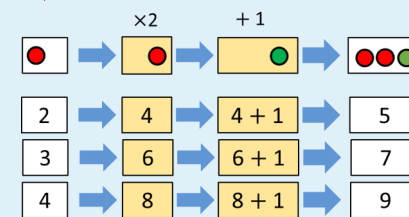
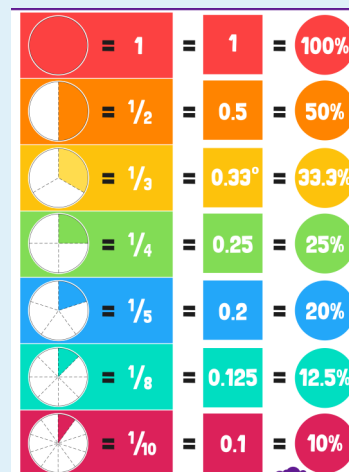
Algebra:

Use simple formulae, Generate and describe linear number sequences

Express missing number problems algebraically

Find pairs of numbers that satisfy an equation with two unknowns

Enumerate possibilities of combinations of two variables.



$$s = 2t + 1$$

Art

Drawing: Making my voice heard.

Children will learn how to represent themselves in different ways, through different pieces of art.



Year 6

Term: Spring 1 —2025



Computing

History of Computers:

Exploring code-breaking at Bletchley Park, historical figures in computing, the evolution of computers, designing a computer of the future and creating an audio advert.

D.T.

Mechanical Systems:

Automata Toys

Developing functional automata toys for a window displays using cams, followers and axles to create movement.

Geography

Consolidation:

Skills and knowledge consolidated and this subject will be revisited next half term.

History

Local Study:

Industrial Revolution and the 'Birth of the Black Country'.

Exploring the significance and legacy of this age.

MFL & Music

French:

Personality, clothes and colours.

Music:

Themes and Variations: Pop Art

P.E.

Swimming: Every Thursday.

Swim competently, confidently and proficiently over a distance of at least 25 metres.

Use a range of strokes effectively (for example, front crawl, backstroke and breaststroke).

Perform safe self-rescue.

P.S.H.E.

Emotional Well-being:

Body Image

Peculiar Feelings

Emotional Changes

Seeing Stuff Online

Life Cycles:

Making Babies

Menstruation

Religion

Christmas: Explore the story of the birth of Christ from the Gospel of St. Matthew & St. Luke.

Followers of Christ: Gain a greater knowledge and understanding of the traditional prayers of the Church and some of the signs associated with prayer.

Science

Electricity: Key question: What is Electricity? Conduct investigations to determine how the voltage in a circuit affects the brightness of a bulb. Use their 'working scientifically' skills to plan an experiment to investigate variations in how components function and use the results.